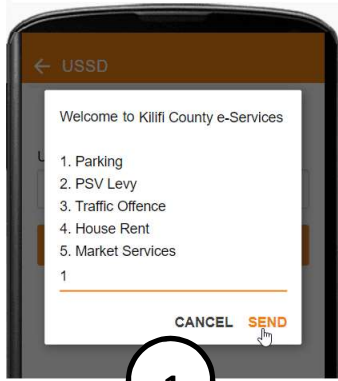


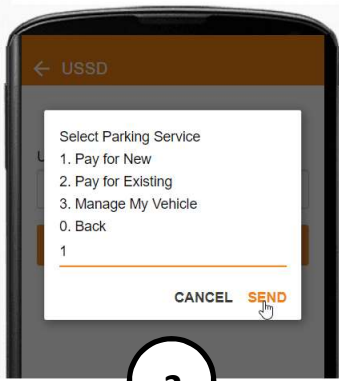
COUNTY GOVERNMENT OF KILIFI

Step-by-Step Guide For Paying Parking Fees

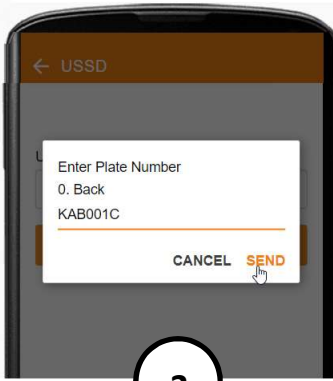
Dial *529# and perform the following easy steps to pay for your parking fees in no time!



1

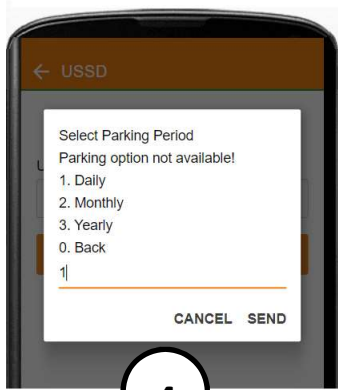


2

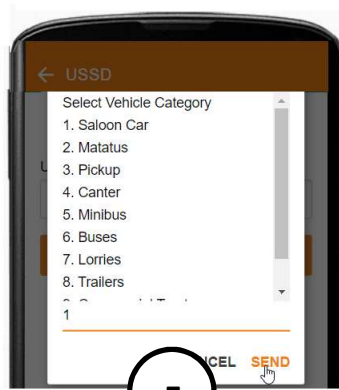


3

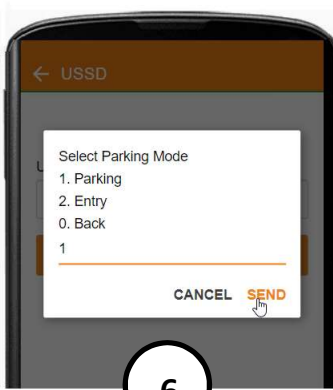
- ① Type 1 to select Parking service then press SEND
- ② Type 1 to register a new car...OR Type 2 to select from previously registered car then press SEND
- ③ Type in the Plate number of your new car then Press SEND



4

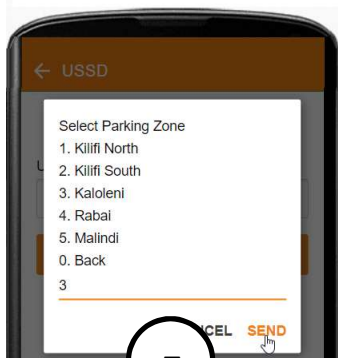


5

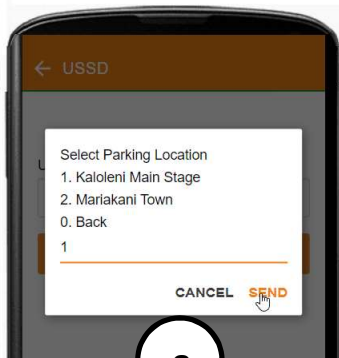


6

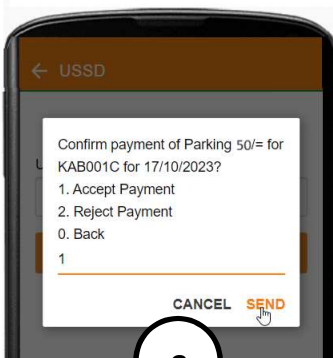
- ④ Type the number corresponding to the desired period from Daily, Monthly or Yearly then press SEND
- ⑤ Type the number corresponding to the category of your car then press SEND
- ⑥ Type 1 for parking then press SEND



7

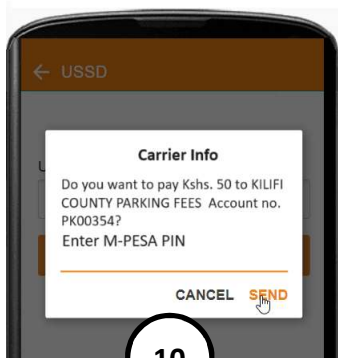


8



9

- ⑦ Type the number corresponding to your parking zone then press SEND
- ⑧ Type the number corresponding to your parking location then press SEND
- ⑨ Type 1 to confirm payment of the displayed amount then press SEND



10

- ⑩ Type in your PIN to authorize the transaction and you are done!

For more information on this service and others please sign up at www.eservices.kilifi.go.ke

